



COOLING CATALOGUE
Home Appliance Products

www.sico-hk.com



www.sico-hk.com

ABOUT US

SICO Global Limited is a well-established company located at Hong Kong and face to worldwide.

We have many years' experience in fans, heaters and household appliances. With the strong backup from the team, we own our good sourcing, engineers, quality control, artwork design and so on. Ensure will provide satisfaction and good services to customers.

Meanwhile, in the future company's development planning, we will dedicate to develop our own design products and unique items to achieve markets necessity.

SICO – is your **Sincere Partner!** We await you to develop mutual business and benefit!



SICO *for summer*



>>>>> TOWER FAN

Mod. CIGS & CIGS T line
38" & 46" New tower fan

- 3 speeds control
- 3 wind optional: normal, natural, sleeping
- With remote control
- With oscillation
- Integrated carry handle

CIGS & CIGS T

- simply LED display
- 7.5 hours timer control

CIGS LED & CIGS T LED

- Full LED display with room temperature
- 12 hours timer control
- Ionizer (optional)



Power supply	220-240V~ 50Hz 45W
N.W(Kg)	3.29
Unit size(mm)	180x180 x960
Giftbox size (mm)	968x186x186
1 x 20GP	1008 pcs
1 x 40GP	2020 pcs
1 x 40HQ	2310 pcs

Mod.
CIGS
CIGS LED
CIGS T
CIGS T LED



>>>>> TOWER FAN

Mod. TALL line
42" New tower fan

- 3 speeds control
- 3 wind optional: normal, natural, sleeping
- With remote control
- With oscillation
- Integrated carry handle
- With sensor touch buttons
- With 7 degree stability to back
- With Ionizer

TALL S

- simply LED display
- 7.5 hours timer control

TALL & TALL D

- Full LED display with room temperature
- 12 hours timer control
- Ionizer (optional)
- 4 wind optional: normal/natural/sleep/child (TALL D)



Power supply	220-240V~ 50Hz 45W
N.W(Kg)	4.30
Unit size(mm)	310x311x1077
Giftbox size (mm)	1100x195x185
1 x 20GP	730 pcs
1 x 40GP	1480 pcs
1 x 40HQ	1740 pcs

Mod.
TALL S
TALL
TALL D



>>>>> TOWER FAN

Mod. ROD & ROD-W line
38" & 46" New wooden tower fan

- With 3 speeds setting (Low, Middle & High)
- With remote control
- With 3 wind mode: Normal/Nature/Sleep
- With oscillation
- Remote control and storage
- With sensor touch buttons, with aroma box
- With blue light (optional)

ROD 96 & ROD 117/ROD-W 96 & ROD-W 117

- Room temperature display
- With 7.5 hours timer
- With simply LED display

ROD-L 96RC & ROD-L 117RC

ROD-WL 96RC & ROD-WL 117RC

- 12 hours Timer
- Luxury LED display and room temperature
- Ionizer (optional)



New vintage wooden

Power supply	220-240V~ 50/60Hz 45W
N.W(Kg)	2.98/3.72
Unit size(mm)	310x310x960/310x310x1170
Giftbox size (mm)	968x178x178/1178x178x178
1 x 20GP	963/791pcs
1 x 40GP	1909/1595 pcs
1 x 40HQ	2267/1863 pcs

Mod.

ROD 96

ROD-L 96RC

ROD 117

ROD-L 117RC

ROD-W 96

ROD-WL 96RC

ROD-W 117

ROD-WL 117RC



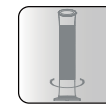
>>>>> TOWER FAN

Mod. PLASTY & WOODY line
33" & 46" New tower fan

- With widespread oscillation
- With 3 speeds setting (Low, Middle & High)
- 8 hours Timer
- With 3 wind mode: Normal/Nature/Sleep
- Remote control and storage

Optional:

- Simply LED display
- LED display and room temperature
- COLOR display to show room temperature



New vintage wooden

Power supply	220-240V~ 50Hz 45W
N.W(Kg)	3.8/4.5
Unit size(mm)	330x330x850/330x330x1150
Giftbox size (mm)	950x170x180/1250x170x180
1 x 20GP	1080/770pcs
1 x 40GP	2015/1600 pcs
1 x 40HQ	2330/1880 pcs

Mod.

PLASTY 85A

PLASTY 85B

PLASTY 85C

PLASTY 120A

PLASTY 120B

PLASTY 120C

WOODY 85A

WOODY 85B

WOODY 85C

WOODY 120A

WOODY 120B

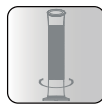
WOODY 120C



»»»»» TOWER FAN

Mod. ATTILA 3F / ATTILA
39" & 46" DC tower fan

- Slim and unique design with 3 DC fans, each fan can be 180 degree individual rotated by hand
- Full function and temperature shown on LED display
- Body material: ABS
- 12 hours timer
- With 3 wind mode: Normal/Nature/Sleep
- Easy storage for remote controller on top
- Strong airflow and Lower noise
- With 3 speeds setting
- Motor overheat protection
- With widespread oscillation
- Optional: Ionizer



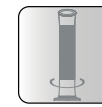
Model No.	ATTILA 3F	ATTILA 3F
Power supply	220-240V~ 50Hz 45W	220-240V~ 50Hz 45W
N.W(Kg)	2.6	2.6
Unit size(mm)	340x340x985	340x340x1170
Giftbox size (mm)	1025x185x185	1215x185x185
1 x 20GP	768 pcs	644 pcs
1 x 40GP	1596 pcs	1347 pcs
1 x 40HQ	1904 pcs	1584 pcs



»»»»» TOWER FAN

Mod. COBRA / COBRA-T line
36" & 46" Tower fan

- Full function and temperature shown on LED display
- 12 hours timer
- With 3 wind mode: Normal/Nature/Sleep
- Easy storage for remote controller on top
- Strong airflow and Lower noise
- With 3 speeds setting
- With widespread oscillation
- Full function FNDC
- With LED down light
- With filter



Mod.
COBRA A
COBRA B
COBRA C
COBRA-T A
COBRA-T B
COBRA-T C

Model No.	COBRA	COBRA-T
Power supply	220-240V~ 50Hz 45W	220-240V~ 50Hz 45W
N.W(Kg)	3.3/3.5	3.3/3.5
Unit size(mm)	315x315x936	315x315x1190
Giftbox size (mm)	190x190x986	190x190x1240
1 x 20GP	792 pcs	625 pcs
1 x 40GP	1612 pcs	1295 pcs
1 x 40HQ	1880 pcs	1452 pcs



>>>>> TOWER FAN

Mod. FELA-L RC Bladeless fan

- Turbine air duct
- Three speeds adjustable: Low/Mid/High
- Four color night light: White/Purple/Blue/Green
- Timer adjustable 0.5-7.5H
- Rotating function 60°
- Remote control for easy operation
- Easy clean and low noise
- Great safety for kids



Power supply	220-240V~ 50Hz 40W
N.W(Kg)	2.9
Unit size(mm)	292x171x570
Giftbox size (mm)	320x230x620
1 x 20GP	600 pcs
1 x 40GP	1200 pcs
1 x 40HQ	1450 pcs



>>>>> TOWER FAN

Mod. FELA RC Bladeless fan

- Turbine air duct
- Three speeds adjustable: Low/Mid/High
- Three modes adjustable: Sleep/Nature/Normal
- Timer adjustable 0.5-7.5H
- Rotating function 60°
- Remote control for easy operation
- Easy clean and low noise
- Great safety for kids



Power supply	220-240V~ 50Hz 40W
N.W(Kg)	2.9
Unit size(mm)	292x171x570
Giftbox size (mm)	320x230x620
1 x 20GP	600 pcs
1 x 40GP	1200 pcs
1 x 40HQ	1450 pcs



>>>>> TOWER FAN

Mod. RONNY MS / RONNY S 15" Slim table tower fan

- Slim unique design with simple LED display
- Easy storage for remote control at the back
- Strong airflow and Lower noise
- With 3 speeds setting
- With widespread oscillation
- Optional: DC motor

RONNY S

- 15 hours timer
- With 3 wind mode: Normal/Nature/Sleep
- With remote control
- Optional: Ionizer



Power supply	220-240V~ 50-60Hz 25W
N.W(Kg)	1.4
Unit size(mm)	120x120x380
Giftbox size (mm)	145x145x420
1 x 20GP	2640 pcs
1 x 40GP	5478 pcs
1 x 40HQ	6138 pcs

Mod. RONNY M / RONNY 38" Slim tower fan

- Slim unique design with simple LED display
- Easy storage for remote control at the back
- Strong airflow and Lower noise
- With 3 speeds setting
- With widespread oscillation
- Optional: DC motor

RONNY

- 15 hours timer
- With 3 wind mode: Normal/Nature/Sleep
- With remote control
- Optional: Ionizer



Power supply	220-240V~ 50-60Hz 45W
N.W(Kg)	2.6
Unit size(mm)	170x170x915
Giftbox size (mm)	145x145x980
1 x 20GP	1359 pcs
1 x 40GP	2815 pcs
1 x 40HQ	3155 pcs

Mod. Kolem / Kolem RC 30" Mechanical tower fan

- Slim unique design with 2 in 1 panel design for switch and timer
- Body material: ABS
- Strong airflow and Lower noise
- Power cord storage at the back
- Motor overheat protection
- With widespread oscillation
- With 3 speeds setting

Mechanical Kolem


- 2 in 1 panel design for switch and timer
- 2 hours timer

Kolem RC

- 7.5 hours Timer
- With remote control
- With 3 wind mode: Normal/Nature/Sleep



2 in 1
control panel



Control panel

Power supply	220-240V~ 50Hz 45W
N.W(Kg)	2.6
Unit size(mm)	220x220x770
Giftbox size (mm)	805x185x190
1 x 20GP	1006 pcs
1 x 40GP	2060 pcs
1 x 40HQ	2252 pcs

Mod. Kolem MH / RH 34" Tower fan with mechanical or electronic control available

- Slim unique design with storage remote control on the top
- Strong airflow and Lower noise
- 3 speed setting with strong air speed
- Power cord storage at the back
- With widespread oscillation

Mechanical Kolem-MH

- 2 in 1 panel design for switch and timer
- 2 hours timer

Remote control Kolem RH

- Storage remote control on the top
- 3 wind mode: Normal/Natural/Sleep
- 7.5 hours timer



2 in 1
control panel



Control panel

Power supply	220-240V~ 50Hz 45W
N.W(Kg)	2.8
Unit size(mm)	220x220x870
Giftbox size (mm)	905x185x190
1 x 20GP	887 pcs
1 x 40GP	1871 pcs
1 x 40HQ	2183 pcs

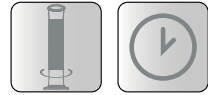
»»»»» **T**OWER FAN



Mod. TEMPO
31" Tower fan

- 220-240V- 50Hz 60W
- Mechanical control
- 3 speeds settings
- Push button on the top panel
- With 120 minutes timer settings
- Widespread oscillation
- Easy carry handle

Unit size(mm)	N.W/ GW(Kg)	20GP(pcs)	40GP(pcs)	40HQ(pcs)
280x280x790	3.1/3.8	-	-	2002



Mod. TEMPO RC
31" Tower fan

- 220-240V- 50Hz 60W
- 3 speeds settings
- 3 wind optional: Natural/Sleep/Normal
- With 0.5 - 7.5 hours timer settings
- Remote controls and push button on the top panel
- With LED indicator light
- Widespread oscillation
- With fragrance box
- Easy carry handle

Unit size(mm)	N.W/ GW(Kg)	20GP(pcs)	40GP(pcs)	40HQ(pcs)
280x280x790	3.1/3.8	-	-	2002



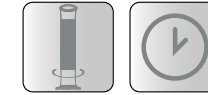
»»»»» **T**OWER FAN



Mod. TIDY
46" Tower fan

- 220-240V- 50/60Hz 50W
- Mechanical control
- 3 speeds settings
- Rotating knob
- Widespread oscillation
- Easy carry handle


Unit size(mm)	N.W/ GW(Kg)	20GP(pcs)	40GP(pcs)	40HQ(pcs)
340x340x1200	3.7/4.8	450	945	1070



Mod. TIDY RC
46" Tower fan

- 220-240V- 50/60Hz 50W
- 3 speeds settings
- 3 wind optional: Natural/Sleep/Normal
- With 12 hours timer settings
- Remote controls and push button
- With LED indicator light
- Widespread oscillation
- Easy carry handle
- LED room temperature display

Unit size(mm)	N.W/ GW(Kg)	20GP(pcs)	40GP(pcs)	40HQ(pcs)
340x340x1200	3.7/4.8	450	945	1070



Mod. HIRA RC
43" Tower fan

- 220-240V- 50Hz 60W
- 3 speeds settings
- 3 wind optional: Natural/Sleep/Normal
- With 0.5 - 7.5 hours timer settings
- Remote controls and push button on the top panel
- With LED indicator light
- Widespread oscillation
- Easy carry handle
- With fresh air ionizer

Unit size(mm)	N.W/ GW(Kg)	20GP(pcs)	40GP(pcs)	40HQ(pcs)
320x320x1068	4.4/5.5	520	1180	1316



Mod. HIRA RCD
43" Tower fan

- 220-240V- 50Hz 60W
- 3 speeds settings
- 3 wind optional: Natural/Sleep/Normal
- With 1-8 hours timer settings
- Remote controls and push button on the top panel
- Widespread oscillation
- Easy carry handle
- With fresh air ionizer
- LED room temperature display

Unit size(mm)	N.W/ GW(Kg)	20GP(pcs)	40GP(pcs)	40HQ(pcs)
320x320x1068	4.4/5.5	520	1180	1316



Mod. BOKI
36" Tower fan

- 220-240V- 50Hz 45W
- 3 speeds settings
- Wind mode : Normal/Natural/Sleep
- With 7 hours timer power off
- With 70 degree oscillation
- With push button & Remote Control
- Full function shown on LED Display
- Motor with overheat protection
- Large air flow & silent

Unit size(mm)	N.W/ GW(Kg)	20GP(pcs)	40GP(pcs)	40HQ(pcs)
320x320x930	3.05/3.82	950	1950	2100



Mod. BOKI - T
46" Tower fan

- 220-240V- 50Hz 45W
- 3 speeds settings
- Wind mode : Normal/Natural/Sleep
- With 7 hours timer power off
- With 70 degree oscillation
- With push button & Remote Control
- Full function shown on LED Display
- Motor with overheat protection
- Large air flow & silent

Unit size(mm)	N.W/ GW(Kg)	20GP(pcs)	40GP(pcs)	40HQ(pcs)
320x320x1180	3.35/4.32	780	1460	1580



»»»»» **T**OWER FAN



Mod. GUTA
45" Tower fan

- 220-240V- 50Hz 40W
- 3 speeds settings
- 3 wind optional: Natural/Sleep/Normal
- With 7.5 hours timer settings
- Remote control
- Rotating function 60°
- Easy carry handle
- Easy clean and low noise

Unit size(mm)	N.W/ GW(Kg)	20GP(pcs)	40GP(pcs)	40HQ(pcs)
272x272x1113	3.5/5.0	560	1120	1360



Mod. EMPIR
45" Tower fan

- 220-240V- 50Hz 40W
- 3 speeds settings
- 3 wind optional: Natural/Sleep/Normal
- With 7.5 hours timer settings
- Remote control
- Rotating function 60°
- Easy carry handle
- Easy clean and low noise

Unit size(mm)	N.W/ GW(Kg)	20GP(pcs)	40GP(pcs)	40HQ(pcs)
285x278x1108	5.0/6.5	270	540	630



»»»»» **T**OWER FAN



Mod. DOBBY NRC
32" Tower fan

- 220-240V- 50Hz 45W
- 3 speeds settings 0, 1, 2, 3
- 3 wind optional: Natural/Sleep/Normal
- With 7 hours timer settings
- Remote control
- Full function shown on LED display
- With 70 degree oscillation
- Motor with overheat protection
- Large air flow & silent

Unit size(mm)	N.W/ GW(Kg)	20GP(pcs)	40GP(pcs)	40HQ(pcs)
160x139x810	2.0/2.3	1560	3130	3700



Mod. PRIMO RC
31" Tower fan

- 220-240V- 50Hz 45W
- Classic streamline design
- 3 wind optional: Natural/Sleep/Normal
- 7.5 hours timer
- With 3 speeds setting
- LED green lights display, soft touch
- Strong airflow and lower noise
- Cable storage
- With widespread oscillation

Unit size(mm)	N.W/ GW(Kg)	20GP(pcs)	40GP(pcs)	40HQ(pcs)
220x220x800	2.2/2.5	1680	3240	3852



Mod. DOBBY S
32" Tower fan

- 220-240V- 50Hz 45W
- 3 speeds settings 0, 1, 2, 3
- With 70 degree oscillation
- With knob control panel
- Motor with overheat protection
- Large air flow & silent


Unit size(mm)	N.W/ GW(Kg)	20GP(pcs)	40GP(pcs)	40HQ(pcs)
240x240x810	2.0/2.3	1560	3130	3700



Mod. DOBBY N
32" Tower fan

- 220-240V- 50Hz 45W
- 3 speeds settings 0, 1, 2, 3
- With 2 hours timer power off
- With 70 degree oscillation
- With push button control panel
- Motor with overheat protection
- Large air flow & silent

Unit size(mm)	N.W/ GW(Kg)	20GP(pcs)	40GP(pcs)	40HQ(pcs)
240x240x810	2.0/2.3	1560	3130	3700



Mod. PRIMO
31" Tower fan

- 220-240V- 50Hz 45W
- Classic streamline design
- Mechanical control with Timer
- 2 hours timer
- With 3 speeds setting
- Strong airflow and lower noise
- Cable storage
- With widespread oscillation

Unit size(mm)	N.W/ GW(Kg)	20GP(pcs)	40GP(pcs)	40HQ(pcs)
220x220x800	2.2/2.5	1680	3240	3852



Mod. DIFFY RC
29" Tower fan

- 220-240V- 50Hz 50W
- 3 wind optional: Natural/Sleep/Normal
- 3 speeds settings
- With 7.5 hours timer settings
- Remote controls and push button
- With LED indicator light
- Widespread oscillation
- Easy carry handle

Unit size(mm)	N.W/ GW(Kg)	20GP(pcs)	40GP(pcs)	40HQ(pcs)
220x220x740	2.0/2.4	1700	3700	4200



>>>>> TOWER FAN



Mod. DIFFY
29" Tower fan

- 220-240V- 50Hz 50W
- Mechanical control
- 3 speeds settings
- Rotating knob
- Widespread oscillation
- Easy carry handle

Unit size(mm)	N.W/ GW(Kg)	20GP(pcs)	40GP(pcs)	40HQ(pcs)
220x220x740	2.0/2.4	1700	3700	4200



Mod. HUGO
29" Turbo tower fan

- 220-240V- 50Hz 45W
- Mechanical control
- 3 speeds settings
- Widespread oscillation
- Easy carry handle

Unit size(mm)	N.W/ GW(Kg)	20GP(pcs)	40GP(pcs)	40HQ(pcs)
270x272x745	2.8/3.2	1000	2040	2390



>>>>> TOWER FAN



Mod. HUGO HT
33" Turbo tower fan

- 220-240V- 50Hz 45W
- Mechanical control
- 3 speeds settings
- With 2 hours timer settings
- Widespread oscillation
- Easy carry handle

Unit size(mm)	N.W/ GW(Kg)	20GP(pcs)	40GP(pcs)	40HQ(pcs)
270x270x845	2.7/3.3	1000	2040	2390



Mod. HUGO HRC
33" Turbo tower fan

- 220-240V- 50Hz 40W
- 3 speeds settings
- 3 wind optional: Natural/Sleep/Normal
- With 7.5 hours timer settings
- Remote control and push button on the top panel
- With LED indicator light
- Widespread oscillation
- Easy carry handle

Unit size(mm)	N.W/ GW(Kg)	20GP(pcs)	40GP(pcs)	40HQ(pcs)
270x270x845	2.7/3.3	1000	2040	2390



Mod. HUGO T
29" Turbo tower fan

- 220-240V- 50Hz 45W
- Mechanical control
- 3 speeds settings
- With 2 hours timer settings
- Widespread oscillation
- Easy carry handle

Unit size(mm)	N.W/ GW(Kg)	20GP(pcs)	40GP(pcs)	40HQ(pcs)
270x272x745	2.8/3.2	1000	2040	2390



Mod. HUGO RC
29" Turbo tower fan

- 220-240V- 50Hz 40W
- 3 speeds settings
- 3 wind optional: Natural/Sleep/Normal
- With 7.5 hours timer settings
- Remote control and push button on the top panel
- With LED indicator light
- Widespread oscillation
- Easy carry handle

Unit size(mm)	N.W/ GW(Kg)	20GP(pcs)	40GP(pcs)	40HQ(pcs)
270x272x745	2.9/3.3	1000	2040	2390



Mod. CUTE LED
13" Mini tower fan

- AC100-240V,50/60Hz DC 12V/2A
- With 3 speeds setting
- With temperature display
- With remote control
- Sensor touch control
- 7.5 hours timer
- With oscillation

Unit size(mm)	N.W/ GW(Kg)	20GP(pcs)	40GP(pcs)	40HQ(pcs)
100x100x285	0.75/1.03	5160	10320	12060



Mod. CUTE M & CUTE
13" Mini tower fan

- 220-240V- 50Hz 20W
- With 3 speeds setting
- With oscillation
- CUTE**
- Sensor touch control
- 7.5 hours timer

Unit size(mm)	N.W/ GW(Kg)	20GP(pcs)	40GP(pcs)	40HQ(pcs)
110x110x325	1.2/1.5	5080	10280	12000



PLASTIC FAN

Mod. HALO 1803R
12" DC stand fan

- 12 Speed setting
- 3 working modes: Normal, Nature, Sleep
- 12 HOURS TIMER
- With remote control
- Fixed rotate angle setting
- Adjust oscillation angle 30°, 60°, 90° & 120°
- Lithium ion battery pack (working time 10 hours with Lowest speed setting, charging time 6 hours)
- Control panel on the top of the motor
- Easy to assemble
- **Optional:** AC power supply



Power supply	24V DC 30W
N.W(Kg)	4.0
Unit size(mm)	340x340x1000
Giftbox size (mm)	760x175x370
1 x 20GP	550 pcs
1 x 40GP	1100 pcs
1 x 40HQ	1360 pcs

Mod. ZDC1600 RC
16" DC stand fan

- With 9 speed setting
- With oscillation
- 5 ABS blade
- Easy to assemble
- With 7 hours timer control
- With remote control
- Indicator light



Power supply	24V DC 20W
N.W(Kg)	6.0
Unit size(mm)	420x420x1350
Giftbox size (mm)	475x135x655
1 x 20GP	720 pcs
1 x 40GP	1450 pcs
1 x 40HQ	1550 pcs

PLASTIC FAN

Mod. ZDC1400
14" DC stand fan with remote control

- Electronic control with 3 mode (normal /sleeping /natural mode)
- Timer 15 hours
- With remote control
- Touch switch
- Electronic control with 24 speed setting
- Easy to assemble
- Indicator light
- Automatic oscillation



Power supply	24V DC 20W
N.W(Kg)	3.9
Unit size(mm)	410x370x1080
Giftbox size (mm)	770x160x425
1 x 20GP	555 pcs
1 x 40GP	1140 pcs
1 x 40HQ	1275 pcs

Mod. ZDC1200 & ZDC1210
12" DC stand fan with remote control

- Electronic control with 3 mode (normal /sleeping /natural mode)
- Timer 15 hours
- With remote control
- Indicator light
- Automatic oscillation
- ZDC1210**
- Electronic control with 16 speed setting
- Touch Switch at the base
- ZDC1210**
- Electronic control with 12 speed setting
- Touch Switch board at the back



Power supply	24V DC 20W
N.W(Kg)	3.5
Unit size(mm)	350x350x940
Giftbox size (mm)	880x175x365
1 x 20GP	530 pcs
1 x 40GP	1115 pcs
1 x 40HQ	1210 pcs

>>>>> **P**LASTIC FAN

Mod. CIRCLE 3510

14" DC stand fan with remote control

- 9 set wind speed when turn knob
- Electronic control with 4 mode (normal /sleeping /natural/ECO smart mode)
- Timer 1-9 hours
- Electronic control 75° left/right swing, manualoperation 45° left/right swing, manual operation 25° up/down swing
- With remote controller
- Night light
- Height setting: 805mm-1050mm



Power supply	24V DC 28W
N.W(Kg)	3.3
Unit size(mm)	410x390x805
Giftbox size (mm)	718x420x215
1 x 20GP	435 pcs
1 x 40GP	900 pcs
1 x 40HQ	1000 pcs

Mod. CIRCLE 3588

14" DC stand fan with remote control

- Electronic control with 9 speed
- Electronic control with 4 mode (normal /sleeping /natural/ECO smart mode)
- Timer 1-9 hours
- Electronic control 75° left/right swing, manualoperation 45° left/right swing, manual operation 25° up/down swing
- Night light
- With remote controller
- Height setting: 805mm-1050mm



Power supply	24V DC 28W
N.W(Kg)	3.0
Unit size(mm)	410x350x760
Giftbox size (mm)	668x215x420
1 x 20GP	445 pcs
1 x 40GP	915pcs
1 x 40HQ	1000 pcs

>>>>> **P**LASTIC FAN

Mod. CIRCLE 5050

14" DC stand fan with remote control

- 5 speed (High/mid-range/Low/Soft/Baby)
- Electronic control with 3 mode (normal / sleeping /natural)
- Timer 1-7 hours
- Electronic control 75° left/right swing, manualoperation 45° left/right swing, manual operation 25° up/down swing
- With remote controller
- Height setting: 760mm-950mm



Power supply	24V DC 28W
N.W(Kg)	3.3
Unit size(mm)	410x350x760
Giftbox size (mm)	668x215x420
1 x 20GP	445 pcs
1 x 40GP	915 pcs
1 x 40HQ	1000 pcs

Mod. CIRCLE 5033

14" DC stand fan with remote control

- 12 set wind speed when turn knob
- Electronic control with 4 mode (normal /sleeping /natural/ECO smart mode)
- Timer 0.5-7.5 hours
- Electronic control 75° left/right swing, manualoperation 45° left/right swing, manual operation 25° up/down swing
- Night light
- With remote controller
- Height setting: 805mm-1050mm



Power supply	24V DC 28W
N.W(Kg)	3.48
Unit size(mm)	410x390x805
Giftbox size (mm)	718x420x210
1 x 20GP	435 pcs
1 x 40GP	900 pcs
1 x 40HQ	1044 pcs

>>>>> CIRCULATION FAN

Mod. CIRCLE 1560 6" DC table fan

- Battery Capacity : 3.7V 4400mAh
- Charging hours : 5 hours
- Long last 5-15 hours ; can use 1000 times
- With 4 speeds; large airflow
- Silent operation
- Fan blades detachable for easy cleaning
- Manual tilt head : 25° up and 10° down
- With indicator light for speed & battery
- Super safe with 7.2mm front grill

CIRCLE 1560_S

- Battery Capacity : 3.7V 3000mAh
- Charging hours : 3 hours
- Long last 3-10 hours ; can use 1000 times



Model No.	CIRCLE 1560	CIRCLE 1560_S
Power supply	3.7V 4400mAh 10W	3.7V 3000mAh 10W
N.W(Kg)	0.46	0.46
Unit size(mm)	170x140x265	170x140x265
Giftbox size (mm)	175x145x270	175x145x270
1 x 20GP	2460 pcs	2460 pcs
1 x 40GP	5100 pcs	5100 pcs
1 x 40HQ	5820 pcs	5820 pcs

Mod. CIRCLE 1887 8" DC circulation table fan

- 9 wind speed setting
- With 3 mode normal /sleeping /natural
- Timer 9 hours
- Oscillation up / down / left / right automatically, OSC up and down by hand (25 degree)
- Touch control panel
- LED digital display
- With remote controller



Power supply	DC 24V 28W
N.W(Kg)	2.5
Unit size(mm)	250x235x400
Giftbox size (mm)	
1 x 20GP	-
1 x 40GP	1772 pcs
1 x 40HQ	1992 pcs

>>>>> CIRCULATION FAN

Mod. CIRCLE 2085 9" AC circulation table fan

- 5 leaf blades
- 3 speeds : low/medium/high
- Auto oscillation : left & right
- Manual tilt head : up & down
- Rotary knob control
- With handle



Power supply	220-240V 50Hz 35W
N.W(Kg)	2.3
Unit size(mm)	260x300x350
Giftbox size (mm)	280x310x365
1 x 20GP	640 pcs
1 x 40GP	1360 pcs
1 x 40HQ	1500 pcs

Mod. CIRCLE 2089 9" DC circulation table fan

- 12 wind speed setting
- ECO function (control on the remote)
- Electronic control with 4 mode (normal /sleeping /natural/ECO mode)
- Timer 0.5-6 hours
- Oscillation left and right automatically, Oscillation up and down by hand (25 degree)
- Touch button
- LED digital display and temperature display
- With remote controller



Power supply	DC 5V 10W
N.W(Kg)	1.6
Unit size(mm)	260x254x343
Giftbox size (mm)	292x280x373
1 x 20GP	1100 pcs
1 x 40GP	1800 pcs
1 x 40HQ	2000 pcs

>>>>> **P**LASTIC FAN

Mod. H40C & H40CR
16" Stand fan

- 3 speeds control
- With oscillation
- Push button
- 5 ABS blade
- Easy to assemble

H40C RC

- With 7 hours timer control
- With remote control
- Indicator light

2 in 1

Tabel-Floor



Power supply	220-240V~ 50Hz 55W
N.W(Kg)	6.0
Unit size(mm)	420x420x1350
Giftbox size (mm)	475x135x655
1 x 20GP	720 pcs
1 x 40GP	1450 pcs
1 x 40HQ	1550 pcs



>>>>> **P**LASTIC FAN

Mod. H30 & H40 line
12" & 16" Table fan

- 3 speeds control
- With oscillation
- Push button
- 5 ABS blade
- Easy to assemble



Model No.	H30	H40
Power supply	220-240V~ 50Hz 40W	220-240V~ 50Hz 55W
N.W(Kg)	2.3	4.8
Unit size(mm)	310x310x520	420x420x520
Giftbox size (mm)	475x135x445	475x135x605
1 x 20GP	960 pcs	740 pcs
1 x 40GP	1940 pcs	1490 pcs
1 x 40HQ	2300 pcs	1675 pcs



>>>>> **P**LASTIC FAN

Mod. H40C & H40C RC 3 in 1
16" Stand fan

- 3 speeds control
- With oscillation
- Push button
- 5 ABS blade
- Easy to assemble

H40C RC 3 in 1

- With 7 hours timer control
- With remote control
- Indicator light

3 in 1
Tabel-Floor

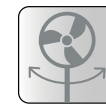


Power supply	220-240V~ 50Hz 55W
N.W(Kg)	6.0
Unit size(mm)	420x420x1350
Giftbox size (mm)	475x135x655
1 x 20GP	720 pcs
1 x 40GP	1450 pcs
1 x 40HQ	1550 pcs

>>>>> **P**LASTIC FAN

Mod. GRANDY & GRANDY N
16" Stand fan with remote control

- 5 ABS blades
- 3 speeds control
- 3 wind optional: normal, natural, sleeping
- With 7.5 hours timer
- LED display with remote control
- Oscillation optional: up&down, left&right, figure "8"
- Adjustable height and tilting setting



Power supply	220-240V~ 60Hz 65W
N.W(Kg)	7.0
Unit size(mm)	400x400 x1300
Giftbox size (mm)	610x220x470
1 x 20GP	440 pcs
1 x 40GP	900 pcs
1 x 40HQ	1060 pcs



PLASTIC FAN



Mod. FLY 30 & FLY 40
12" & 16" Table fan

- 220-240V- 50Hz 40W / 50W
- 3 speeds settings
- Metal mesh grid
- 3 PP blades
- Automatic side swing
- Easy to assemble

Unit size(mm)	N.W/ GW(Kg)	20GP(pcs)	40GP(pcs)	40HQ(pcs)
345x235x470	1.7/2.0	1218	2436	2880
420x235x510	2.0/2.3	850	1700	1944



Mod. FLY 40C & FLY 40CR
16" Stand fan

- 220-240V- 50Hz 50W
- 3 speeds settings
- Metal mesh grid
- 3 PP blades
- Automatic side swing
- Height adjustable
- Easy to assemble

Unit size(mm)	N.W/ GW(Kg)	20GP(pcs)	40GP(pcs)	40HQ(pcs)
620x620x1200	2.5/2.8	1100	2300	2600
430x430x1200	4.9/5.7	900	1800	2100



PLASTIC FAN



Mod.SKG 30 & SKG 40
12" & 16" Table fan

- 220-240V- 50Hz 35W / 45W
- 3 speeds settings
- Metal mesh grid
- 3 PP blades
- Automatic side swing
- Easy to assemble

Unit size(mm)	N.W/ GW(Kg)	20GP(pcs)	40GP(pcs)	40HQ(pcs)
350x265x480	1.94/2.48C	848	1760	2080
430x290x510	2.54/2.97	636	1320	1545



Mod. QF40CR-3 in 1
16" Stand/Table/Wall fan

- 220-240V- 50Hz 60W
- 3 speeds settings
- Metal radial grid
- 3 PP blades
- Automatic side swing
- Easy to assemble

Unit size(mm)	N.W/ GW(Kg)	20GP(pcs)	40GP(pcs)	40HQ(pcs)
430x430x1200	6.5/7.0	845	1751	2053



Mod. FLB 30 & FLB 40
12" & 16" Table fan

- 220-240V- 50Hz 40W / 50W
- 3 speeds settings
- Metal radial grid
- 5 PP blades
- Automatic side swing
- Easy to assemble

Unit size(mm)	N.W/ GW(Kg)	20GP(pcs)	40GP(pcs)	40HQ(pcs)
345x235x470	1.7/2.0	1218	2436	2880
420x235x510	2.0/2.3	850	1700	1944



Mod. FLB 40C & FLB 40CR
16" Stand fan

- 220-240V- 50Hz 50W
- 3 speeds settings
- Metal radial grid
- 5 PP blades
- Automatic side swing
- Height adjustable
- Easy to assemble

Unit size(mm)	N.W/ GW(Kg)	20GP(pcs)	40GP(pcs)	40HQ(pcs)
620x620x1200	2.5/2.8	1100	2300	2600
430x430x1200	4.9/5.7	900	1800	2100



Mod.QF 40W & QF 40B
16" Table fan

- 220-240V- 50Hz 45W / 50W
- 3 speeds settings
- Metal radial grid
- 5 PP blades
- Automatic side swing
- Easy to assemble

Unit size(mm)	N.W/ GW(Kg)	20GP(pcs)	40GP(pcs)	40HQ(pcs)
	2.6/2.8	848	1760	2080
	2.6/2.8	860	1750	2020



Mod. QF45CR-3 in 1
18" Stand/Table/Wall fan

- 220-240V- 50Hz 70W
- 3 speeds settings
- Metal mesh grill
- 5 PP blades
- Automatic side swing
- Easy to assemble

Unit size(mm)	N.W/ GW(Kg)	20GP(pcs)	40GP(pcs)	40HQ(pcs)
	6.5/7.0	845	1751	2053



>>>>> **P**LASTIC FAN



Mod. QFS 40B
16" Stand fan

- 220-240V- 50Hz 40W / 50W
- 3 speeds settings
- Metal mesh grid
- 3 PP blades
- Automatic side swing
- Easy to assemble

Unit size(mm)	N.W/ GW(Kg)	20GP(pcs)	40GP(pcs)	40HQ(pcs)
420x420x1200	6.1/6.5	720	1420	1700



Mod. QFS 40C
16" 2 in 1 Desk fan & stand fan

- 220-240V- 50Hz 50W
- 3 speeds settings
- 18°adjustable up/down head
- 5 blades
- Control knob at the back of motor
- Automatic side swing
- Easy to assemble

Unit size(mm)	N.W/ GW(Kg)	20GP(pcs)	40GP(pcs)	40HQ(pcs)
420x420x1300	6.1/6.5	740	1542	1760



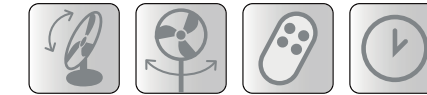
>>>>> **P**LASTIC FAN



Mod. FALA 40RC
16" Stand fan with remote control

- 220-240V- 50Hz 40W / 60W
- 4 speeds settings
- Metal mesh grid
- 7.5hour timer
- Automatic side swing
- 3 wind modes,Nature,Normal,Sleep
- Easy to assemble

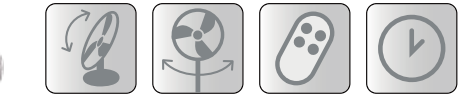
Unit size(mm)	N.W/ GW(Kg)	20GP(pcs)	40GP(pcs)	40HQ(pcs)
400x400x1400	5.9/7.0	-	-	1280



Mod. FLY 40RC
16" Stand fan with remote control

- 220-240V- 50Hz 50W
- 3 speeds settings
- Metal mesh grid
- 3 PP blades
- Indicator light
- 7.5hour timer
- 3 wind modes,Nature,Normal,Sleep
- Automatic side swing

Unit size(mm)	N.W/ GW(Kg)	20GP(pcs)	40GP(pcs)	40HQ(pcs)
620x620x1250	2.8/3.5	900	1800	2000
420x420x1300	4.9/5.6	900	1800	2000



Mod. QFS 40D
16" Stand fan

- 220-240V- 50/60Hz 45W
- 3 speeds settings
- Metal radial grid
- 5 PP blades
- Automatic side swing
- Easy to assemble

Unit size(mm)	N.W/ GW(Kg)	20GP(pcs)	40GP(pcs)	40HQ(pcs)
420x420x1200	6.1/6.5	720	1420	1700



Mod. GRANI
18" Stand fan

- 220-240V- 50Hz 75W
- 3 speeds settings
- Metal radial grid
- 5 ABS blades
- Automatic side swing
- Easy to assemble

Unit size(mm)	N.W/ GW(Kg)	20GP(pcs)	40GP(pcs)	40HQ(pcs)
400x400x1450	6.5/7.8	530	1055	1230



Mod. MOTU 40RC
16" Stand fan with remote control

- 220-240V- 50Hz 50-60W
- 3 speeds settings
- Metal radial grid
- 7.5 hours timer
- Height adjustable
- Remote control & Touch switch
- Automatic side swing
- Easy to assemble

Unit size(mm)	N.W/ GW(Kg)	20GP(pcs)	40GP(pcs)	40HQ(pcs)
400x400x1200	6.5/7.8	635	1275	1470



Mod. HERO 40RC
16" Stand fan with remote control

- 220-240V- 50/60Hz 45W
- 3 speeds settings
- Metal radial grid
- 7.5 hours timer
- Height adjustable
- Automatic side swing
- Easy to assemble

Unit size(mm)	N.W/ GW(Kg)	20GP(pcs)	40GP(pcs)	40HQ(pcs)
420x420x1300	6.5/7.8	720	1420	1700



>>>>> METAL FAN



Mod. CLOCK
8" Retro clock fan

- 220-240V- 50Hz 25W
- 3 speeds settings
- 4 Aluminum blade
- With rotary switch



Mod. HELIX
8" Retro desk fan

- 220-240V- 50Hz 30W
- 3 speeds settings
- 4 Aluminum blade
- With rotary switch



Mod. CHROME D25C
10" Retro desk fan

- 220-240V- 50Hz 30W
- 3 Speed settings with rotary switch
- Strong spiral fan guard (Chrome)
- 4 Aluminum blade
- Oscillating fan head 70° oscillation

>>>>> METAL FAN



Mod. KW-20M08
8" Retro table fan

- 220-240V- 50Hz 20W (or 40W)
- High quality fan in retro design
- Metal housing
- Metal protection guard
- "S" style metal protection guard
- 3 fan speed : 0-1-2-3
- 3 blades
- With tilt head adjustable
- With handle
- Color: spray color available



Mod. KW-20M09A
8" Retro clock fan

- 220-240V- 50Hz 20W
- 3 speeds settings
- 5 blade
- 3 fan speed : 0-1-2-3
- With wooden feet



Mod. KW-20M09B
8" Retro clock fan

- 220-240V- 50Hz 20W
- 3 speeds settings
- 5 blade
- 3 fan speed : 0-1-2-3
- With wooden feet

Unit size(mm)	N.W/ GW(Kg)	20GP(pcs)	40GP(pcs)	40HQ(pcs)
260x120x315	1.6/1.9	1848	3882	4200

Unit size(mm)	N.W/ GW(Kg)	20GP(pcs)	40GP(pcs)	40HQ(pcs)
260x120x315	1.6/2.0	1848	3882	4200

Unit size(mm)	N.W/ GW(Kg)	20GP(pcs)	40GP(pcs)	40HQ(pcs)
300x200x300	2.5/2.9	1525	3121	3535

Unit size(mm)	N.W/ GW(Kg)	20GP(pcs)	40GP(pcs)	40HQ(pcs)
320x190x350	2.8/3.0	972	2052	2618

Unit size(mm)	N.W/ GW(Kg)	20GP(pcs)	40GP(pcs)	40HQ(pcs)
270x135x315	2.5/2.8	1584	3264	3808

Unit size(mm)	N.W/ GW(Kg)	20GP(pcs)	40GP(pcs)	40HQ(pcs)
270x135x325	2.6/2.9	1584	3264	3808



Mod. CHROME D25A
10" Retro desk fan

- 220-240V- 50Hz 30W
- 3 Speed settings
- With rotary switch
- Strong spiral fan guard (Chrome)
- 4 Aluminum blade
- Oscillating fan head 70° oscillation



Mod. CHROME D30B
12" Retro desk fan

- 220-240V- 50Hz 35W
- 3 Speed settings
- With rotary switch
- Strong spiral fan guard (Chrome)
- 4 Aluminum blade
- Oscillating fan head 70° oscillation



Mod. CHROME D40C
16" Retro desk fan

- 220-240V- 50Hz 50W
- 3 Speed settings
- With rotary switch
- Strong spiral fan guard (Chrome)
- 4 Aluminum blade
- Oscillating fan head 70° oscillation

Unit size(mm)	N.W/ GW(Kg)	20GP(pcs)	40GP(pcs)	40HQ(pcs)
260x120x315	2.5/2.9	1525	3121	3535

Unit size(mm)	N.W/ GW(Kg)	20GP(pcs)	40GP(pcs)	40HQ(pcs)
340x260x400	2.9/3.4	1092	2214	2520

Unit size(mm)	N.W/ GW(Kg)	20GP(pcs)	40GP(pcs)	40HQ(pcs)
345x235x470	1.6/2.0	504	1000	1125



Mod. KW-30ME
12" Retro desk fan

- 220-240V- 50Hz 35W
- 3 Speed settings
- With rotary switch
- Strong spiral fan guard
- 3 blade or 5 blade
- With oscillation
- Color: Black or White painted with wood Classical and Elegant



Unit size(mm)	N.W/ GW(Kg)	20GP(pcs)	40GP(pcs)	40HQ(pcs)
350x290x560	3.6/4.4	688	1376	1568



Mod. KW-30ME2
12" Retro desk fan

- 220-240V- 50Hz 35W
- 3 Speed settings
- With rotary switch
- Strong spiral fan guard
- 3 blade or 5 blade
- With Oscillating
- Color: Black or White painted



Unit size(mm)	N.W/ GW(Kg)	20GP(pcs)	40GP(pcs)	40HQ(pcs)
350x290x560	3.6/4.4	688	1376	1568



>>>>> METAL FAN



Mod. KW-30ME-TD
12" Metal desk & floor Fan

- 220-240V- 50Hz 35W
- 3 speeds settings
- 5 blade
- With rotary switch
- With oscillation
- Height adjustable pole, 85CM height
- Easy to assemble

Unit size(mm)	N.W/ GW(Kg)	20GP(pcs)	40GP(pcs)	40HQ(pcs)
350x280x850	5.0/6.0	672	1344	1536



Mod. KW-40ME2
16" Metal pedestal fan

- 220-240V- 50Hz 50W
- 3 speeds settings
- 5 blade
- With rotary switch
- With oscillation
- Height adjustable pole, 1.2M height
- Easy to assemble
- Color: Black painted with wood Classical and Elegant

Unit size(mm)	N.W/ GW(Kg)	20GP(pcs)	40GP(pcs)	40HQ(pcs)
470x410x1200	6.8/7.8	384	800	925



>>>>> METAL FAN



Mod. CHROME S40
16" Retro pedestal fan

- 220-240V- 50Hz 50W
- 3 speeds settings
- 4 Aluminum blade
- With rotary switch
- Oscillating fan head 70° oscillation
- Height adjustable pole, 1.3M height (Chrome)
- Easy to assemble

Unit size(mm)	N.W/ GW(Kg)	20GP(pcs)	40GP(pcs)	40HQ(pcs)
445x410x1300	6.0/7.0	691	1419	1519



Mod. CHROME 3-in-1
18" Stand/Table/Wall fan

- 220-240V- 50Hz 60W
- 3 speeds settings
- 3 Aluminum blade
- With rotary switch
- Height adjustable pole, 1.3M height
- Stable PP base with weight
- Easy to assemble

Unit size(mm)	N.W/ GW(Kg)	20GP(pcs)	40GP(pcs)	40HQ(pcs)
505x450x1700	6.8/7.8	504	1032	1200



Mod. KW-40ME3A
16" Metal pedestal fan

- 220-240V- 50Hz 50W
- 3 speeds settings
- 3 blade
- With rotary switch
- With oscillation
- Height adjustable pole, 1.7M height
- Easy to assemble
- Color: Black painted with wood Classical and Elegant

Unit size(mm)	N.W/ GW(Kg)	20GP(pcs)	40GP(pcs)	40HQ(pcs)
470x410x1700	6.8/7.8	384	800	925



Mod. KW-40ME3B
16" Metal pedestal fan

- 220-240V- 50Hz 50W
- 3 speeds settings
- 3 blade
- With rotary switch
- With oscillation
- Height adjustable pole, 1.7M height
- Easy to assemble
- Color: Black painted with wood Classical and Elegant

Unit size(mm)	N.W/ GW(Kg)	20GP(pcs)	40GP(pcs)	40HQ(pcs)
470x410x1700	6.8/7.8	384	800	925



Mod. CHROME S45
18" Retro pedestal fan

- 220-240V- 50Hz 60W
- 3 speeds settings
- 4 Aluminum blade
- With rotary switch
- Oscillating fan head 70° oscillation
- Height adjustable pole, 1.7M height (Chrome)

Unit size(mm)	N.W/ GW(Kg)	20GP(pcs)	40GP(pcs)	40HQ(pcs)
505x450x1700	7.8/8.8	540	1104	1288



Mod. CHROME S65
26" Industrial stand fan

- 220-240V- 50Hz 120W
- 3 speeds settings
- 3 Iron blade
- With rotary switch
- With oscillation
- Height adjustable pole, 1.7M height

Unit size(mm)	N.W/ GW(Kg)	20GP(pcs)	40GP(pcs)	40HQ(pcs)
700x460x1500	16.0/17.3	215	440	488



>>>>> METAL FAN



Mod. KW-40MD
16" Metal tripod pedestal fan

- 220-240V- 50Hz 50W
- 3 speeds settings
- 4 blade
- With rotary switch
- With oscillation
- Height adjustable
- Easy to assemble
- Classic design wooden base

Unit size(mm)	N.W/ GW(Kg)	20GP(pcs)	40GP(pcs)	40HQ(pcs)
810x670x1300	5.0/6.0	405	850	980



Mod. KW-40MD-A
16" Metal tripod pedestal fan

- 220-240V- 50Hz 50W
- 3 speeds settings
- 5 blade
- With rotary switch
- With oscillation
- Height adjustable
- Easy to assemble
- Classic design wooden base

Unit size(mm)	N.W/ GW(Kg)	20GP(pcs)	40GP(pcs)	40HQ(pcs)
810x670x1300	5.5/6.5	405	850	980



>>>>> METAL FAN



Mod. KW-30C
12" Industrial floor fan

- 220-240V- 50Hz 40W
- 3 speeds settings
- 3 Aluminum blade
- With timer setting
- Adjustable up down tilt hand angel
- With rechargeable battery
- Stable U shape base

Unit size(mm)	N.W/ GW(Kg)	20GP(pcs)	40GP(pcs)	40HQ(pcs)
365x180x360	3.0/3.6	840	1740	2040



Mod. KW-35D
14" Industrial floor fan

- 220-240V- 50Hz 70W
- Strong spiral fan guard
- 3 aluminum blade
- 3 speed setting with press switch
- Adjustable up down tilt hand angel
- Stable U shape base

Unit size(mm)	N.W/ GW(Kg)	20GP(pcs)	40GP(pcs)	40HQ(pcs)
440x190x420	3.5/4.2	780	1560	1716



Mod. KW-40ME
16" Metal tripod pedestal fan

- 220-240V- 50Hz 50W
- 3 speeds settings
- 4 blade
- With rotary switch
- With oscillation
- Height adjustable
- Easy to assemble
- Classic design wooden base

Unit size(mm)	N.W/ GW(Kg)	20GP(pcs)	40GP(pcs)	40HQ(pcs)
810x670x1300	5.0/6.0	405	850	980



Mod. KW-45M-B
18" Metal tripod pedestal fan

- 220-240V- 50Hz 60W
- 3 speeds settings
- 4 blade
- With rotary switch
- With oscillation
- Height adjustable
- Easy to assemble
- Classic design wooden base

Unit size(mm)	N.W/ GW(Kg)	20GP(pcs)	40GP(pcs)	40HQ(pcs)
820x740x1300	6.8/7.8	405	850	900



Mod. KW-40D
16" Industrial floor fan

- 220-240V- 50Hz 100W
- Strong spiral fan guard
- 3 aluminum blade
- 3 speed setting with press switch
- Adjustable up down tilt hand angel
- Stable U shape base

Unit size(mm)	N.W/ GW(Kg)	20GP(pcs)	40GP(pcs)	40HQ(pcs)
505x175x485	7.8/8.8	544	1104	1265



Mod. KW-45C
18" Industrial stand fan

- 220-240V- 50Hz 120W
- Strong spiral fan guard
- 3 aluminum blade
- 3 speed setting with press switch
- Adjustable up down tilt hand angel
- With oscillation

Unit size(mm)	N.W/ GW(Kg)	20GP(pcs)	40GP(pcs)	40HQ(pcs)
700x460x1500	16.0/17.3	215	440	488



WALL FAN



Mod. WALLY 40A
16" Wall fan

- 220-240V- 50Hz 40W
- 3 speeds settings
- Metal mesh grid
- 3 PP blades
- With pull chain
- Automatic side swing
- Easy to assemble

Unit size(mm)	N.W/ GW(Kg)	20GP(pcs)	40GP(pcs)	40HQ(pcs)
445x360x550	3.5/4.3	700	1450	1600



Mod. WALLY 40B
16" Wall fan

- 220-240V- 50Hz 40W
- 3 speeds settings
- Metal mesh grid
- 3 PP blades
- With pull chain
- Automatic side swing
- Easy to assemble

Unit size(mm)	N.W/ GW(Kg)	20GP(pcs)	40GP(pcs)	40HQ(pcs)
445x360x550	3.5/4.3	700	1450	1600



WALL FAN



Mod. WALLY M 30
12" Metal wall fan

- 220-240V- 50Hz 90W
- 3 speeds settings
- Strong spiral fan guard
- 3 blade
- With pull chain
- With 90° oscillation

Unit size(mm)	N.W/ GW(Kg)	20GP(pcs)	40GP(pcs)	40HQ(pcs)
340x280x510	4.5/5.4	475	975	1140



Mod. WALLY M 40
16" Metal wall fan

- 220-240V- 50Hz 50W
- 3 speeds settings
- Strong spiral fan guard
- 4 blade
- With pull chain
- With 90° oscillation

Unit size(mm)	N.W/ GW(Kg)	20GP(pcs)	40GP(pcs)	40HQ(pcs)
510x380x510	4.5/5.4	688	1410	1510



Mod. WALLY 40A RC
16" Wall fan

- 220-240V- 50Hz 50W
- 3 speeds settings
- Metal mesh grid
- 3 PP blades
- 7.5 hours timer
- Automatic side swing
- With remote control

Unit size(mm)	N.W/ GW(Kg)	20GP(pcs)	40GP(pcs)	40HQ(pcs)
430x360x550	3.5/4.3	780	1600	1820



Mod. WALLY 40B RC
16" Wall fan

- 220-240V- 50Hz 50W
- 3 speeds settings
- Metal mesh grid
- 3 PP blades
- 7.5 hours timer
- Automatic side swing
- With remote control

Unit size(mm)	N.W/ GW(Kg)	20GP(pcs)	40GP(pcs)	40HQ(pcs)
430x360x550	3.5/4.3	780	1600	1820



Mod. WALLY M 45RC
18" Metal wall fan with remote control

- 220-240V- 50Hz 60W
- 3 speeds settings
- Strong spiral fan guard
- 5 blade
- With pull chain
- With 90° oscillation
- With remote control

Unit size(mm)	N.W/ GW(Kg)	20GP(pcs)	40GP(pcs)	40HQ(pcs)
520x320x615	4.5/5.4	540	1140	1280



Mod. WALLY M 65
26" Industrial wall fan

- 220-240V- 50Hz 180W
- 3 speeds settings
- Metal radial grid
- Metal blades
- Automatic side swing
- Easy to assemble

Unit size(mm)	N.W/ GW(Kg)	20GP(pcs)	40GP(pcs)	40HQ(pcs)
700x420x750	11.0/14.3	215	440	488



>>>>>> **BOX FAN**



Mod. QFBX 30A
12" Box fan

- 220-240V- 50Hz 50W
- 3 speeds settings
- 60min timer
- Easy to assemble

Unit size(mm)	N.W/ GW(Kg)	20GP(pcs)	40GP(pcs)	40HQ(pcs)
370x150x450	1.8/2.1	1160	2320	2670



Mod. QFBX 30B
12" Box fan

- 220-240V- 50Hz 50W
- 3 speeds settings
- 60min timer
- Easy to assemble

Unit size(mm)	N.W/ GW(Kg)	20GP(pcs)	40GP(pcs)	40HQ(pcs)
370x150x450	1.8/2.1	1160	2320	2670



>>>>>> **MINI FAN**



Mod. MINI-U401
4" Usb table fan

- 5V DC 2.5W
- Colourfull
- 4 Aluminum blades
- 90 degree up&down tilting angle
- Available color: black/blue/green/red/pink


Unit size(mm)	N.W/ GW(Kg)	20GP(pcs)	40GP(pcs)	40HQ(pcs)
143x85x141	0.3/0.42	10620	22080	24150



Mod. MINI-U601
6" Usb table fan

- 5V DC 2.5W
- Colourfull
- 3 Aluminum blade
- 90 degree up&down tilting angle
- Available color: black/blue/pink

Unit size(mm)	N.W/ GW(Kg)	20GP(pcs)	40GP(pcs)	40HQ(pcs)
190x95x190	0.53/0.67	5900	11800	13800



Mod. MINI-U501
5" Usb table fan

- 5V DC 2.5W
- 2 speeds setting
- 45 degree up&down tilting angle
- 4 plastic blades
- With oscillation
- Available color: blue/pink/red/ivory white/black

Unit size(mm)	N.W/ GW(Kg)	20GP(pcs)	40GP(pcs)	40HQ(pcs)
140x108x195	0.3/0.48	5700	11700	13720



Mod. KYT-50A
20" Box fan

- 220-240V- 50Hz 80W/125W
- 3 speeds settings
- Rotary control
- Strong wind motor
- 5pcs blades
- Adjustable up down tilt hand angel
- With handle

Unit size(mm)	N.W/ GW(Kg)	20GP(pcs)	40GP(pcs)	40HQ(pcs)
610x250x600	3.8/4.3	486	1020	1157



Mod. KYT-50C
20" Box fan

- 220-240V- 50Hz 90W
- 3 speeds settings
- Rotary control
- Strong wind motor
- 5pcs blades
- With handle

Unit size(mm)	N.W/ GW(Kg)	20GP(pcs)	40GP(pcs)	40HQ(pcs)
570x200x600	3.8/4.3	560	1120	1260



Mod. MINI-U405
4" Usb table fan

- 5V DC 1.5W
- Colourfull
- 3 plastic blades, ABS body
- 90 degree up&down tilting angle
- Available color: blue/green/pink

Unit size(mm)	N.W/ GW(Kg)	20GP(pcs)	40GP(pcs)	40HQ(pcs)
153x93x146	0.23/0.31	10620	21120	23100



Mod. MINI-U605
6" USB table&clip fan

- 5V DC 2.5W
- Colourfull
- 3 plastic blades, ABS body
- 45 degree up&down tilting angle
- Available color: blue/green/pink

Unit size(mm)	N.W/ GW(Kg)	20GP(pcs)	40GP(pcs)	40HQ(pcs)
205x210x280	0.71/0.8	2700	5400	5700



Mod. MINI-U608
6" Usb table fan

- 5V DC 2.5W
- Colourfull
- 3 Aluminum blade
- 90 degree up&down tilting angle
- Available color: green/red/sky blue/black/orange/pink/light blue

Unit size(mm)	N.W/ GW(Kg)	20GP(pcs)	40GP(pcs)	40HQ(pcs)
300x200x300	2.5/2.9	1525	3121	3535



>>>>> AIR COOLER

Mod. AIRZENA Air cooler

- Strong air volume, low noise
- Evaporating air cooler with 360 degree airflow distribution
- With LED display
- Timer 8 hours
- 3 speed setting
- 3 modes setting Sleep/Nature/Normal
- Electronic controls and remote control
- 8 liters water tank capacity



Power supply	220-240V~ 50/60Hz 110W
N.W(Kg)	7.5
Unit size(mm)	382x290x954
Giftbox size (mm)	420x350x1005
1 x 20GP	180 pcs
1 x 40GP	360 pcs
1 x 40HQ	450 pcs

Mod. COLDY RC Evaporative air cooler

- Strong air volume, low noise
- 3 speed settings
- 3 mode settings (normal/sleeping/natural mode)
- Timer 15 hours
- With remote control
- Low water warning
- 4 settings swing louvers left-right/up-down
- Wide angle oscillation
- With anion generator
- Water tank capacity : 30L



Power supply	220-240V~ 50Hz 180W
N.W(Kg)	14.4
Unit size(mm)	430x350x1200
Giftbox size (mm)	470x380x125
1 x 20GP	/ pcs
1 x 40GP	/ pcs
1 x 40HQ	300 pcs

>>>>> AIR COOLER

Mod. RANDY Evaporative air cooler

- 220-240V- 50Hz 180W
- Strong air volume, low noise
- 3 speed settings
- Cooling mode individual
- Wide angle oscillation
- Water tank capacity : 30L

Unit size(mm)	N.W/ GW(Kg)	20GP(pcs)	40GP(pcs)	40HQ(pcs)
430x350x1180	14.4/16.4	-	-	300



Mod. GOODEN Evaporative air cooler

- 220-240V- 50Hz 95W
- Strong air volume, low noise
- 3 speed settings
- Cooling mode individual
- Wide angle oscillation
- Water tank capacity : 8.0L

Unit size(mm)	N.W/ GW(Kg)	20GP(pcs)	40GP(pcs)	40HQ(pcs)
390x300x720	6.9/7.4	228	588	680



Mod. RANDY RC Evaporative air cooler

- 220-240V- 50Hz 180W
- Strong air volume, low noise
- 3 speed settings
- 3 mode settings (normal /sleeping /natural mode)
- Timer 15 hours
- With remote control
- Low water warning
- Wide angle oscillation
- With anion generator
- Water tank capacity : 30L

Unit size(mm)	N.W/ GW(Kg)	20GP(pcs)	40GP(pcs)	40HQ(pcs)
430x350x1180	14.4/16.4	-	-	300



Mod. GOODEN RC Evaporative air cooler

- 220-240V- 50Hz 95W
- Strong air volume, low noise
- 3 speed settings
- 3 mode settings (normal /sleeping /natural mode)
- Timer 7.5 hours
- With remote control
- Low water warning
- Wide angle oscillation
- With anion generator
- Water tank capacity : 8.0L

Unit size(mm)	N.W/ GW(Kg)	20GP(pcs)	40GP(pcs)	40HQ(pcs)
390x300x720	6.9/7.4	228	588	680



»»»»» **AIR COOLER**



Mod. MIKEY
Air Cooler

- 220-240V- 50Hz 80W
- Strong air volume, low noise
- Fan Speed : 3 fan speed
- Cooling mode individual
- No. of cooling pad : 4 pcs
- With oscillation
- Air volume 700 m³/h
- Water tank capacity : 8.0L

Unit size(mm)	N.W/ GW(Kg)	20GP(pcs)	40GP(pcs)	40HQ(pcs)
310x310x625	5.1/6.5	-	-	720



Mod. MIKEY RC
Air Cooler with remote control

- 220-240V- 50Hz 80W
- Strong air volume, low noise
- Fan Speed : 3 fan speed settings
- Cooling mode individual
- No. of cooling pad : 4 pcs
- With oscillation
- With remote control
- Air volume 700 m³/h
- Water tank capacity : 8.0L

Unit size(mm)	N.W/ GW(Kg)	20GP(pcs)	40GP(pcs)	40HQ(pcs)
310x310x625	5.1/6.5	-	-	720



»»»»» **AIR COOLER**



Mod. OWEN
Air Cooler

- 220-240V- 50Hz 65W
- Strong air volume, low noise
- Cooling by water pump sprinkling cycling system
- Automatic left-right swing
- Manual adjustment for up-down wing direction
- 3 speed settings
- 2pcs chemica ice-box accessries
- Water tank: 4.0L

Unit size(mm)	N.W/ GW(Kg)	20GP(pcs)	40GP(pcs)	40HQ(pcs)
320x295x570	4.5/6.1	-	-	1130



Mod. SEMI RC
Air Cooler with remote control

- 220-240V- 50Hz 65W
- Strong air volume, low noise
- Cooling by water pump sprinkling cycling system
- Automatic left-right swing
- Manual adjustment for up-down wing direction
- 3 speeds settings
- 3 mode control
- 7.5 hours timer
- 2 pcs chemica ice-box
- Water tank capacity : 7.0L

Unit size(mm)	N.W/ GW(Kg)	20GP(pcs)	40GP(pcs)	40HQ(pcs)
300x300x570	5.7/7.8	-	-	1230



Mod. TENNY
Air Cooler

- 220-240V- 50/60Hz 80W
- Strong air volume, low noise
- Honeycomb cooling pad
- Water cycling
- 3-position speed adjustment
- 120 degrees auto swing
- With ice pack included
- Air flow Volume: 300 m³/h
- Water Tank Capacity: 4.0L

Unit size(mm)	N.W/ GW(Kg)	20GP(pcs)	40GP(pcs)	40HQ(pcs)
280x250x580	4.2/5.2	527	1090	1280



Mod. TENNY RC
Air Cooler with remote control

- 220-240V- 50/60Hz 80W
- Strong air volume, low noise
- Honeycomb cooling pad
- Water cycling, green product
- 3-position speed adjustment
- 7.5 hours timer
- 120 degrees auto swing
- With ice pack included
- LED display & remote control
- Air flow Volume: 300 m³/h
- Water Tank Capacity: 4.0L

Unit size(mm)	N.W/ GW(Kg)	20GP(pcs)	40GP(pcs)	40HQ(pcs)
280x250x580	4.2/5.2	527	1090	1280



Mod. HETHA RC
Air Cooler

- 220-240V- 50Hz 65W
- Strong air volume, low noise
- Cooling by water pump sprinkling cycling system
- Manual adjustment for up-down wing direction
- 3-position speed adjustment
- 2pcs chemica ice-box accessries
- 7.5 hours timer
- Automatic left-right swing
- With ice pack included
- Water Tank Capacity: 7.0L

Unit size(mm)	N.W/ GW(Kg)	20GP(pcs)	40GP(pcs)	40HQ(pcs)
310x320x730	5.7/7.8	-	-	830



Mod. EASI RC
Air Cooler with remote control

- 220-240V- 50Hz 65W
- Strong air volume, low noise
- Cooling by water pump sprinkling cycling system
- Automatic left-right swing
- 3 speed control
- 2pcs chemica ice-box
- 3 mode control
- 7.5 hours timer
- LED display & remote control
- Water tank: 7.0L

Unit size(mm)	N.W/ GW(Kg)	20GP(pcs)	40GP(pcs)	40HQ(pcs)
300x270x740	5.7/7.8	-	-	837



PORTABLE AIR CONDITIONER

Mod. AIRZENA-A line

Portable air conditioner

- Cooling ERP CLASS A
- 3 function in 1 (Air conditioner/ dehumidification/heater)
- 24-hour timer setting
- LED Display
- Two drain pipe, dehumidification are separate drain water
- No water out when cooling
- Energy-saving Sleep Mode
- Refrigerant: R410A/R290
- Auto close the air outlet
- Over-cold prevention function
- Remote control
- Option: 5000-9000 Btu/h



Model No.	AIRZENA-A5	AIRZENA-A7	AIRZENA-A8	AIRZENA-A9
	5000Btu/h	7000Btu/h	8000Btu/h	9000Btu/h
Power supply	220-240V~ 50Hz	220-240V~ 50Hz	220-240V~ 50Hz	220-240V~ 50Hz
Cooling/Heating(W)	1460/1460	2000/2000	2344/2344	2600/2600
Air volume(m ³ /h)	300	300	320	320
Application area(m ²)	8~12	10~16	10~16	12~18
N.W(Kg)	21	21	21	21
Unit size(mm)	330x292x686.5	330x292x686.5	330x292x686.5	330x292x686.5
Giftbox size (mm)	379x336x867	379x336x867	379x336x867	379x336x867
20GP/ 40GP/40HQ	204/420/628 pcs	204/420/628 pcs	204/420/628 pcs	204/420/628 pcs



PORTABLE AIR CONDITIONER

Mod. AIRZENA-B line

Portable air conditioner

- Cooling ERP CLASS A
- 3 function in 1 (Air conditioner/ dehumidification/heater)
- 24-hour timer setting
- LED Display
- Two drain pipe, dehumidification are separate drain water
- No water out when cooling
- Energy-saving Sleep Mode
- Refrigerant: R410A/R290
- Auto close the air outlet
- Over-cold prevention function
- Remote control
- Option: 5000-9000 Btu/h



Model No.	AIRZENA-B5	AIRZENA-B7	AIRZENA-B8	AIRZENA-B9
	5000Btu/h	7000Btu/h	8000Btu/h	9000Btu/h
Power supply	220-240V~ 50Hz	220-240V~ 50Hz	220-240V~ 50Hz	220-240V~ 50Hz
Cooling/Heating(W)	1460/1460	2000/2000	2344/2344	2600/2600
Air volume(m ³ /h)	300	300	320	320
Application area(m ²)	8~12	10~16	10~16	12~18
N.W(Kg)	21	21	21	21
Unit size(mm)	330x292x686.5	330x292x686.5	330x292x686.5	330x292x686.5
Giftbox size (mm)	379x336x867	379x336x867	379x336x867	379x336x867
20GP/ 40GP/40HQ	204/420/628 pcs	204/420/628 pcs	204/420/628 pcs	204/420/628 pcs



PORTABLE AIR CONDITIONER

Mod. FERRE-A line

Portable air conditioner

- 3 function in 1 (Air conditioner/ dehumidification/heater)
- With timer setting
- LED Display
- Two drain pipe, dehumidification are separate drain water
- No water out when cooling
- Energy-saving Sleep Mode
- Refrigerant: R410A/R290
- Manual adjustable vertical exhaust air louvers
- Remote control
- Option: 7000-10000 Btu/h



Model No.	FERRE-A7	FERRE-A9	FERRE-A10
	7000Btu/h	9000Btu/h	10000Btu/h
Power supply	220-240V~ 50Hz	220-240V~ 50Hz	220-240V~ 50Hz
Cooling/Heating(W)	2050/2050	2600/2600	2900/2900
Air volume(m ³ /h)	380	380	380
Application area(m ²)	10~16	16~18	18~20
N.W(Kg)	25	26	27
Unit size(mm)	353x353x791	353x353x791	353x353x791
Giftbox size (mm)	515x400x893	515x400x893	515x400x893
20GP/ 40GP/40HQ	122/254/379 pcs	122/254/379 pcs	122/254/379 pcs



PORTABLE AIR CONDITIONER

Mod. CLIMA-A line

Portable air conditioner

- 3 function in 1 (Air conditioner/ dehumidification/heater)
- 24-hour timer setting
- LED Display
- Two drain pipe, dehumidification are separate drain water
- No water out when cooling
- Double motor, easy cooling
- Refrigerant: R410A/R290
- Over-cold prevention function
- Remote control
- Option: 9000-12000 Btu/h



IP24



Model No.	CLIMA-A9	CLIMA-A10.5	CLIMA-A12
	9000Btu/h	10500Btu/h	12000Btu/h
Power supply	220-240V~ 50Hz	220-240V~ 50Hz	220-240V~ 50Hz
Cooling/Heating(W)	2600/2400	3080/3000	3500/3500
Air volume(m ³ /h)	350	350	350
Application area(m ²)	16~18	18~20	20~22
N.W(Kg)	33	33	33
Unit size(mm)	571x326x770	571x326x770	571x326x770
Giftbox size (mm)	638x368x948	638x368x948	638x368x948
20GP/ 40GP/40HQ	110/228/228 pcs	110/228/228 pcs	110/228/228 pcs



CEILING FAN



Mod. CORAS W
Ceiling fan with light kit

- 220-240V- 50Hz 50W
- Diameter (cm/inch) : 105 / 42"
- 4 MDF blades
- 3 speeds settings
- Pull chain control
- With reversibility function
- Lamp : E27 1x60W (max)
- Color : white wood effect +straw insert / wood effect + straw insert

Unit size(mm)	N.W/ GW(Kg)	20GP(pcs)	40GP(pcs)	40HQ(pcs)
1050x1050x650	4.7/5.2	1450	3000	3500



Mod. MONTY
Ceiling fan

- 220-240V- 50Hz 60W
- Diameter (cm/inch) : 135 / 53"
- 5 MDF blades
- 3 speeds settings
- Pull chain control
- With reversibility function
- Color : white wood effect +straw insert / wood effect + straw insert

Unit size(mm)	N.W/ GW(Kg)	20GP(pcs)	40GP(pcs)	40HQ(pcs)
1350x1350x500	5.2/5.7	550	1120	1300



CEILING FAN



Mod. POPPY
Ceiling fan with light kit

- 220-240V- 50Hz 50W
- Diameter (cm/inch) : 76 / 30"
- 6 MDF blades
- 3 speeds settings
- Pull chain control
- With reversibility function
- Total length : 33cm (downrod :10.2cm)
- Light Kit : E14 Lamp 1x60W
- Color : grey or white

Unit size(mm)	N.W/ GW(Kg)	20GP(pcs)	40GP(pcs)	40HQ(pcs)
770x770x330	4.4/5.1	1350	2800	3280



Mod. GLASSY RC
Ceiling fan

- 220-240V- 50Hz 50W
- Diameter (cm/inch) : 105 / 41.3"
- 4 MDF blades
- 3 speeds settings
- With remote control
- With reversibility function
- Lamp : E27 1x60W (max)
- Color : Chrome & White

Unit size(mm)	N.W/ GW(Kg)	20GP(pcs)	40GP(pcs)	40HQ(pcs)
1050x1050x430	5.8/6.7	760	1570	1720



Mod. TOBY
Ceiling fan with light kit

- 220-240V- 50Hz 50W
- Diameter (cm/inch) : 76 / 30"
- 6 MDF blades
- 3 speeds settings
- Pull chain control
- With reversibility function
- Lamp : E27 1x60W (max)
- Color : polish brass and walnut wood

Unit size(mm)	N.W/ GW(Kg)	20GP(pcs)	40GP(pcs)	40HQ(pcs)
280x250x580	4.2/5.2	527	1090	1280



Mod. NAVY
Ceiling fan with light kit

- 220-240V- 50Hz 60W
- Diameter (cm/inch) : 130 / 52"
- 5 MDF blades
- 3 speeds settings
- Pull chain control
- With reversibility function
- Lamp : GU10 3x50W (max.)
- Color : Dark blue + black (reversible)
Oak wood effect
White + light grey (reversible)

Unit size(mm)	N.W/ GW(Kg)	20GP(pcs)	40GP(pcs)	40HQ(pcs)
1300x1300x800	6.0/7.0	760	1570	1720



Mod. COLOR RC
Ceiling fan with light kit

- 220-240V- 50Hz 50W
- Diameter (cm/inch) : 105 / 41.3"
- 5 MDF blades
- 3 speeds settings
- With remote control
- With reversibility function
- Lamp : E14 1x60W (max)
- Color : Colorful

Unit size(mm)	N.W/ GW(Kg)	20GP(pcs)	40GP(pcs)	40HQ(pcs)
1050x1050x430	5.8/6.7	690	1400	1640



Mod. DAKO RC
Ceiling fan with light kit

- 220-240V- 50Hz 50W
- Diameter (cm/inch) : 110 / 43.3"
- 3 MDF blades
- 3 speeds settings
- With remote control
- With reversibility function
- Lamp : E27 1x60W (max)
- Color : black & chrome

Unit size(mm)	N.W/ GW(Kg)	20GP(pcs)	40GP(pcs)	40HQ(pcs)
1100x1100x540	4.8/5.6	1200	2540	2960





Room 1608, 16/F, APEC Plaza,
49 Hoi Yuen Road, Kwun Tong,
Hong Kong

Tel: +852 3611 4220
Mobile: +852 9655 5960
China Mobile +86 147 1433 8401
Email: april.lee@sico-hk.com